


APPENDIX 1:


Photographs of Robert Daroff, MD: Pioneer of Ocular Motor Research.

Prepared by Douglas J. Lanska, MD, MS, MSPH, FAAN

Note: All of the photographs are courtesy of Robert B. Daroff, MD, except as indicated. All of the photographs were edited by Douglas J. Lanska, MD, to remove scratches, adjust contrast, etc.



Robert B. Daroff, MD, University Hospitals of Cleveland, Cleveland, Ohio, 2007.



Robert Daroff (age 7) with his mother in the Catskill mountains at his maternal grandfather's Bungalow Colony.

Later, after his mother married Charles Daroff in 1945, the family vacationed every summer in rented beach houses in either Ventnor or Margate, just south of Atlantic City, on the New Jersey shore. His stepfather was one of four brothers who owned H. Daroff & Sons, a high-end clothing company based in Philadelphia.

[Note: this picture is included in a prior published interview with an incorrect legend. See: Daroff RB. Robert B. Daroff, MD pioneer of ocular motor research. Interview by Jonathan D. Trobe. J Neuroophthalmol. 2009;29(4):342-53.]



**Robert Daroff, in sixth grade at Riverside Military Academy,
in Gainesville, Georgia.**




**Robert B. Daroff as Editor-in-Chief of *The Daily Pennsylvanian*,
the independent student newspaper for the University of Pennsylvania in
Philadelphia, 1957.**




Newlyweds Robert and Jane Daroff, 4 months after their wedding, 1960



Captain Robert B. Daroff, United States Army, Fort Knox, with his wife, Jane, before going to Vietnam, 1965.



Captain Robert B. Daroff, M.D. in Vietnam. 1966.



Robert B. Daroff, M.D. (left) and Michael Sanders, M.D. (right) during their fellowship year with William F. Hoyt, M.D. (center) in 1967.

“Sanders became the Neuro-ophthalmologist at Queen Square, and is now retired. (A true English Gentleman.)” [Personal communication from R. Daroff to D. Lanska, March 31, 2014].




Robert B. Daroff, M.D., during his neuro-ophthalmology fellowship with William F. Hoyt, M.D. at the University of California-San Francisco, 1968.

(From left to right: Martin Lubow, M.D., Hoyt, Daroff, and Michael Sanders, M.D.)

Lubow (currently Professor Emeritus at Ohio State) is holding in his left hand an owl toy, and in his right hand a skull base model with the ventricular system. These have no particular significance. According to a personal communication from Lubow to Daroff on March 20, 2014, "This picture was taken on short notice [I think I recall]. We are in the eye movement center of the globe, but we can't figure out the control system for the creature in my [left hand]. A sad attempt at short notice humor."

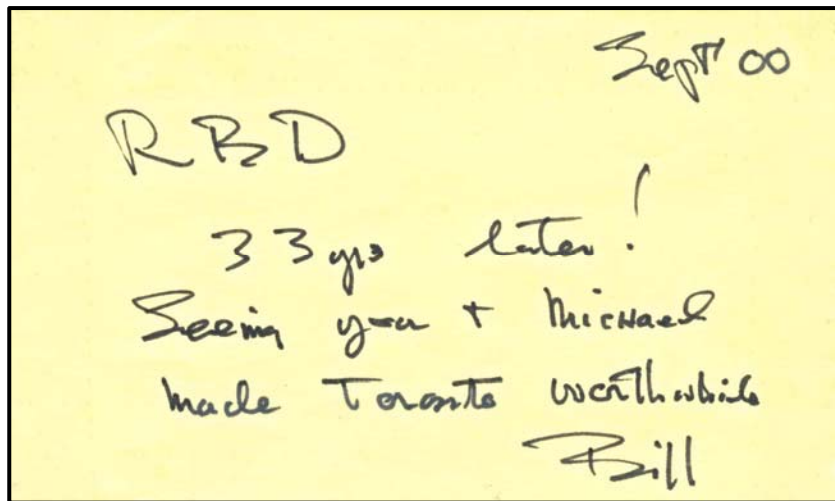
On the wall in the background of the previous picture is a very eclectic mix of pictures and prints, including the anatomy of the cerebrovascular system, the peripheral vestibular system, and the skull base; some drawings of the limbs of an animal; some visual fields, fundus photographs, a “Ski-und Bergkalender” (Sky and mountain calendar); and most curiously a framed print of the posterior view of a “muscleman” from Bernhard Albinus’ *Tabulae sceleti et musculorum corporis humani* [1749] – though the framed print is much smaller than the very large prints in the original which are something like 72 cm.



**“Muscleman” from Bernhard Albinus’
Tabulae sceleti et musculorum corporis humani [1749].
Courtesy of the U.S. National Library of Medicine.**



Michael Sanders, M.D. (left) and Robert B. Daroff, M.D. (right) with William F. Hoyt, M.D. (center) in Toronto, September, 2000.



Post-it note message from William Hoyt, M.D. to Robert B. Daroff, M.D.



**The first three Editors-in-Chief of *Neurology*
(taken in 1987)**

From left to right:

Lewis (Bud) P. Rowland, M.D. (1977-1987), the second Editor-in-Chief;

Russell N. DeJong, M.D. (1951-1976), founding Editor-in-Chief; and

Robert B. Daroff, M.D. (1987-1997), the third Editor-in Chief




Family of Robert and Jane Daroff, Cleveland, 2008.

Top row (left to right): Bob and Jane's sons Rob Jr. and William; Jane; Bob.

Middle row (left to right): Rob's husband Brian; William's wife Heidi; Charles' oldest son Adam; Bob and Jane's son Charles.

Bottom row (left to right): Charles' wife Abbie; William's oldest daughter Lillian; Charles' oldest daughter Sophie; Charles', youngest daughter Liza; William's youngest daughter, Arianna; Charles' youngest son Reid.



To Doug Laaska
Thanks for my very best
With Administration
Bob Depp
Cleveland
Feb 2014



Interview of Robert B. Daroff, MD, FAAN

With interviewer Douglas J. Lanska, MD, MS, MSPH, FAAN.

At Daroff's home in Beachwood, Ohio.

American Academy of Neurology

Oral History Project

February 22, 2014

Photograph courtesy of Douglas Lanska. Lanska was one of Daroff's neurology residents from 1985-1988, and Neurology Chief Resident from 1987-1988.